

# Word Study Handout

## Short Vowel Sounds

a



o



e



i



u



## Tapping the Sounds

- 1) Say the word
- 2) Have the child repeat the word
- 3) Tap out the sounds (Segment)
- 4) Blend the word back together

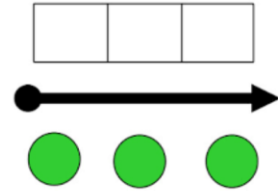
# Word Study Handout

## Touch & Say

1) Say the sounds of each letter.

-Push your finger into the boxes

-One sound for each box



2) Sweep pointer finger under the whole word and say it.

3) Write the letters that match each sound under the box.

--	--	--

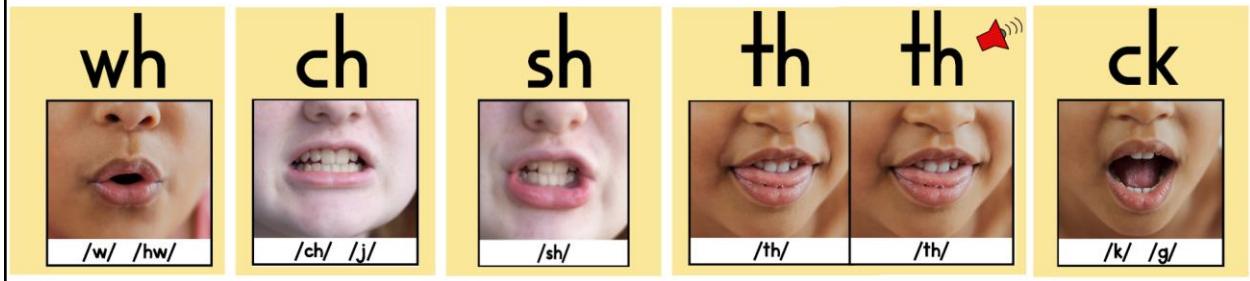
--	--	--	--

# Word Study Handout

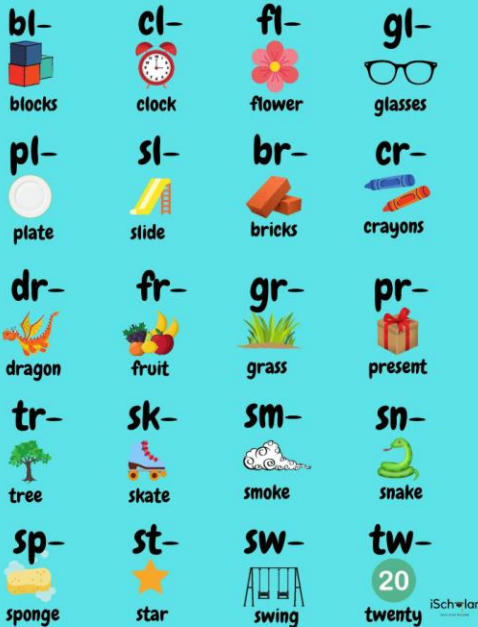
**\*Digraphs = 2 letters that make 1 sound**

**\*Wh = beginning of words**

**\*Ck = end of words**



## Beginning Blends



**\*Blends = 2 letters that say 2 sounds**

**\*Sounds blend together**

**\*Basic blends:**

**-l blends**

**-r blends**

**-s blends**

# Word Study Handout

## Long Vowel Sounds

a



o



e



i



u



## Vowel Teams

Long a

Long e

Long i

Long o

Long u

ai

ee

ie

oa

ui

ay

ea

i-e

oe

ue

a-e

e-e

o-e

u-e